













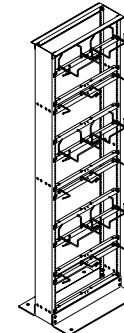
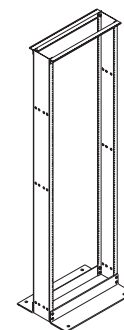
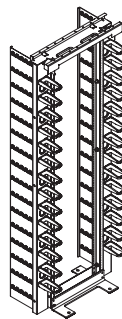
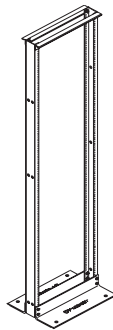
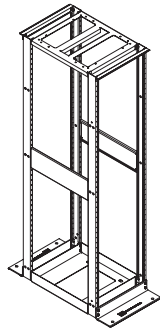
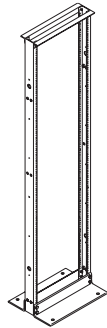
CHATSWORTH PRODUCTS, INC.

Organize.
Store.
Secure.™



Rack Systems

 		 	 	 	
Universal Racks	QuadraRack 4-Post & Server Frame	Standard Racks, 3" Deep	High Density Patching Frames	Standard Racks, 6" Deep	Structured Termination Systems
Applications: Network facilities and Data Center Computer Rooms	Applications: Network facilities	Applications: Network facilities	Applications: Network facilities	Applications: Network facilities	Applications: Network facilities
Key Features: <ul style="list-style-type: none"> Threaded rails for quick attachment of network equipment and patch panels Use with shelves to support equipment RMU marked and numbered UL Listed 	Key Features: <ul style="list-style-type: none"> QuadraRack 4-Post Frame has threaded rails to support large network switches QuadraRack Server Frame has square-punched rails to support rack-mount servers Fixed position mounting channels RMU marked 	Key Features: <ul style="list-style-type: none"> Threaded rails for quick attachment of network equipment and patch panels Use with shelves to support computer and data storage equipment Fixed position mounting channels RMU marked and numbered UL Listed 	Key Features: <ul style="list-style-type: none"> Threaded rails for quick attachment of patch panels Includes side-mounted cable management fins that manage premise cables and patch cords Small footprint Fixed position mounting channels RMU marked and numbered UL Listed 	Key Features: <ul style="list-style-type: none"> Threaded rails for quick attachment of network equipment and patch panels Use with shelves to support large equipment Small footprint Fixed position mounting channels RMU marked and numbered UL Listed 	Key Features: <ul style="list-style-type: none"> 6" Deep Standard Rack pre-configured with mounting brackets for 66-style or 110-style block termination hardware 6" deep mounting channels provide extra space for large quantities of cables Three frame styles: <ul style="list-style-type: none"> XLBET 110A System for 300-pair 110A (with leg) style blocks MDF 110D System for 100-pair or 300-pair 110D (without leg) style blocks MDF 66 System for 50-pair 66 style blocks
Widths (3): <ul style="list-style-type: none"> 20.3" (19" EIA) 24.3" (23" wide) 36.3" (35" wide) 	Width (1): <ul style="list-style-type: none"> 20.3" (19" EIA) 	Width (1): <ul style="list-style-type: none"> 20.3" (19" EIA) 	Width (1): <ul style="list-style-type: none"> 29.1" (19" EIA) 	Widths (3): <ul style="list-style-type: none"> 20.3" (19" EIA) 24.3" (23" W) 36.3" (35" W) 	Widths (3): <ul style="list-style-type: none"> 20.3" (19" EIA) 24.3" (23" W) 36.3" (35" W)
Heights (11): <ul style="list-style-type: none"> 3' (17 RMU) 4' (24 RMU) 5' (31 RMU) 5'6" (34 RMU) 6' (38 RMU) 9' (58 RMU) 6'6" (41 RMU) 7' (45 RMU) 7'6" (48 RMU) 8' (51 RMU) 8'6" (54 RMU) 	Heights (3): <ul style="list-style-type: none"> 4-post Frame: 7' (45 RMU), 8' (51 RMU), 9' (58 RMU) Server Frame: 7' (45 RMU) 	Heights (3): <ul style="list-style-type: none"> 7' (45 RMU) 8' (51 RMU) 9' (58 RMU) 	Height (1): <ul style="list-style-type: none"> 7' (45 RMU) 	Height (1): <ul style="list-style-type: none"> 7' (45 RMU) 	Height (1): <ul style="list-style-type: none"> 7' (45 RMU)
Depth (1): <ul style="list-style-type: none"> 15" (3" mounting channel) 	Depth (1): <ul style="list-style-type: none"> 41" (29" mounting channels) 	Depth (1): <ul style="list-style-type: none"> 15" (3" mounting channel) 	Depth (1): <ul style="list-style-type: none"> 18.6" (3" mounting channel) 	Depth (1): <ul style="list-style-type: none"> 18" (6" mounting channel) 	Depth (1): <ul style="list-style-type: none"> 18" (6" mounting channel)
Equipment Load Bearing Capacity: <ul style="list-style-type: none"> 1500 lb 	Equipment Load Bearing Capacity: <ul style="list-style-type: none"> 4-Post Frame: 2000 lb Server Frame: 1000 lb 	Equipment Load Bearing Capacity: <ul style="list-style-type: none"> 1000 lb 	Equipment Load Bearing Capacity: <ul style="list-style-type: none"> 750 lb (110 lb per cable fin) 	Equipment Load Bearing Capacity: <ul style="list-style-type: none"> 1000 lb 	Equipment Load Bearing Capacity: <ul style="list-style-type: none"> 1000 lb
Construction: <ul style="list-style-type: none"> Bolted Aluminum and Steel 	Construction: <ul style="list-style-type: none"> Bolted Aluminum and Steel 	Construction: <ul style="list-style-type: none"> Bolted Aluminum and Steel 	Construction: <ul style="list-style-type: none"> Bolted Aluminum 	Construction: <ul style="list-style-type: none"> Bolted Aluminum and Steel 	Construction: <ul style="list-style-type: none"> Bolted Aluminum and Steel



Universal Rack

Part No.	Description	Wt.
46353-X03	19"W x 7"H, 45 RMU	39 lb
46353-X15	19"W x 8"H, 51 RMU	41 lb
46353-X08	19"W x 6"H, 58 RMU	43 lb

**Note: Designate finish color: (-1) for Gray, (-2) for White, (-5) for Grained Aluminum and (-7) for Black. Other sizes available. Contact Tech Support at 800-834-4969 for additional options.*

Accessories		
Part No.	Description	Wt.
40604-003	Concrete Slab Install Kit	1 lb
40607-001	Wood Floor Install Kit	2 lb
10629-119	10"-16" Raised Floor Install Kit	6 lb
40602-X00	Line Up Spacer Kit	1 lb
40605-001	#12-24 Screws, Bag of 50	1 lb

QuadraRack 4-Post & Server Frame

Part No.	Description	Wt.
50120-X03	19"W x 7"H x 29"D, 45 RMU	65 lb
50120-X15	19"W x 8"H x 29"D, 51 RMU	67 lb
50120-X08	19"W x 9"H x 29"D, 58 RMU	69 lb

QuadraRack Server Frame

Part No.	Description	Wt.
15053-X03	19"W x 7"H x 29"D, 45 RMU	77 lb

Order cage nuts separately

ExpandARack

Part No.	Description	Wt.
50110-X03	For 7"H Standard Racks	46 lb
50110-X15	For 8"H Standard Racks	48 lb
50110-X08	For 9"H Standard Racks	50 lb
50130-X03	For 7"H Universal Racks	52 lb
50130-X15	For 8"H Universal Racks	55 lb
50130-X08	For 9"H Universal Racks	58 lb

**Note: Designate finish color: (-1) for Gray, (-2) for White, (-5) for Grained Aluminum and (-7) for Black.*

Accessories

Part No.	Description	Wt.
40604-003	Concrete Slab Install Kit	1 lb
40607-001	Wood Floor Install Kit	2 lb
40605-001	#12-24 Screws, Bag of 50	1 lb
12637-001	M6 Cage Nuts, Bag of 25	1 lb
12638-001	10-32 Cage Nuts, Bag of 25	1 lb
12639-001	12-24 Cage Nuts, Bag of 25	1 lb

Standard Rack, 3 inch Deep

Part No.	Description	Wt.
55053-X03	19"W x 7"H, 45 RMU	32 lb
55053-X15	19"W x 8"H, 45 RMU	38 lb
55053-X08	19"W x 9"H, 45 RMU	41 lb

**Note: Designate finish color: (-1) for Gray, (-2) for White, (-5) for Grained Aluminum and (-7) for Black. Contact Tech Support at 800-834-4969 for additional options.*

Accessories

Part No.	Description	Wt.
40604-003	Concrete Slab Install Kit	1 lb
40607-001	Wood Floor Install Kit	2 lb
10629-119	10"-16" Raised Floor Install Kit	6 lb
40602-X00	Line Up Spacer Kit	1 lb
40605-001	#12-24 Screws, Bag of 50	1 lb

High Density Patching Frame

Part No.	Description	Wt.
55100-703	19"W x 7"H, 45 RMU Black Finish Only	23 lb

Accessories

40604-003	Concrete Slab Install Kit	1 lb
40607-001	Wood Floor Install Kit	2 lb
10629-119	10"-16" Raised Floor Install Kit	6 lb
55104-701	Baying Kit	1 lb
40605-001	#12-24 Screws, Bag of 50	1 lb

Standard Rack, 6 inch Deep

Part No.	Description	Wt.
66353-X03	19"W x 7"H x 6"D, 45 RMU	43 lb

Block Mounting Brackets

Part No.	Description	Wt.
11589-X19	110D Bracket, 19"WV, 2 blocks, 600 Pair	8 lb
11177-X01	66 Bracket, 19"WV, 8 blocks, 400 Pair	12 lb
11448-X01	Protector Bracket	7 lb

**Note: Designate finish color: (-1) for Gray, (-2) for White, (-5) for Grained Aluminum and (-7) for Black. Other styles and sizes available. Contact Tech Support at 800-834-4969 for additional options.*

Accessories

40604-001	Concrete Slab Installation Kit	1 lb
40607-001	Wood Floor Installation Kit	2 lb
11761-119	10"-16" Raised Floor Kit, 19"W 6 lb	6 lb
40702-X00	Line Up Spacer Kit	1 lb
40605-001	#12-24 Screws, Bag of 50	1 lb

Structured Termination Systems

XLBET 110A System

Part No.	Description	Wt.
11810-X72	23"W x 7"H x 19"D Single-Sided, 12 blocks, 3600 Pair	75 lb
11810-X72	23"W x 7"H x 18"D Double-Sided, 24 blocks, 7200 Pair	85 lb

MDF 110D System

Part No.	Description	Wt.
12485-X30	23"W x 7"H x 18"D Single-Sided, 10 blocks, 3000 Pair	75 lb
12485-X60	23"W x 7"H x 18"D Double-Sided, 20 blocks, 6000 Pair	85 lb

MDF 66 System

Part No.	Description	Wt.
12577-X12	19"W x 7"H x 18"D Single-Sided, 24 blocks, 1200 Pair	70 lb
12578-X54	35"W x 7"H x 18"D Double-Sided, 108 blocks, 5400 Pair	130 lb

**Note: Designate finish color: (-1) for Gray, (-2) for White, (-7) for Black. Other styles and sizes available. Contact Tech Support at 800-834-4969 for additional options.*

Accessories

Part No.	Description	Wt.
40604-003	Concrete Slab Installation Kit	1 lb
40607-001	Wood Floor Installation Kit	2 lb
11761-123	10"-16" Raised Floor Kit, 23"W 6 lb	6 lb
40702-X00	Line Up Spacer Kit	1 lb
40605-001	#12-24 Screws, Bag of 50	1 lb

CPI's new online Product Configurator is an easy-to-use confidential tool that guides you through the steps and selections necessary to create customized Systems. Check out the Product Configurator at www.chatsworth.com/configurator.



CHATSWORTH PRODUCTS, INC.

All products quoted are subject to availability base on manufacturing capacity and shipping dates should be considered estimates only. While every effort has been made to ensure the accuracy of all information, CPI does not accept liability for any errors or omissions and reserves the right to change information and descriptions of listed services and products. ©2006 Chatsworth Products Inc. All rights reserved. CPI and MegaFrame are registered trademarks of Chatsworth Products, Inc. All other trademarks belong to their respective companies. MKT#60020-204-NB Rev2. 10/06