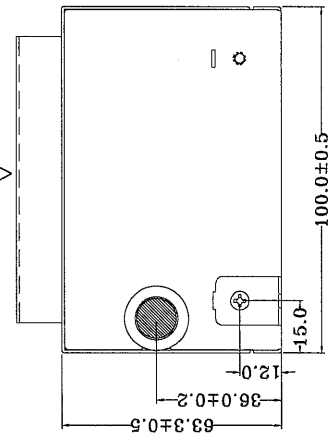
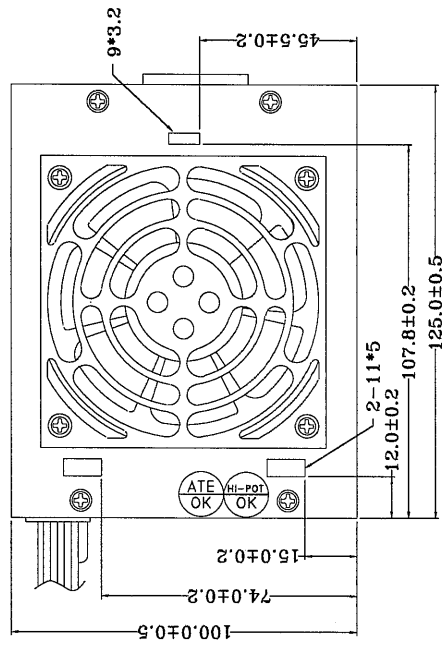
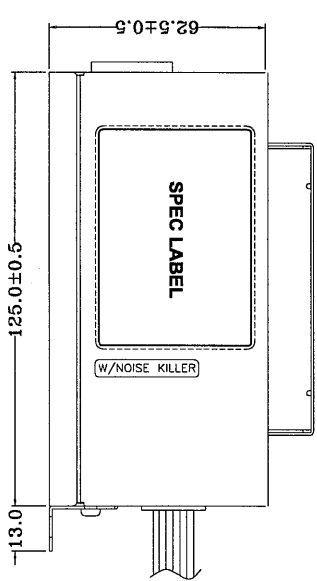
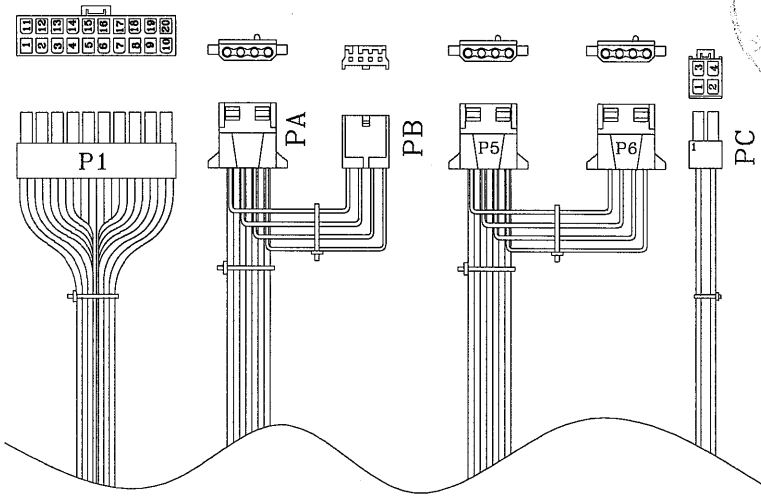
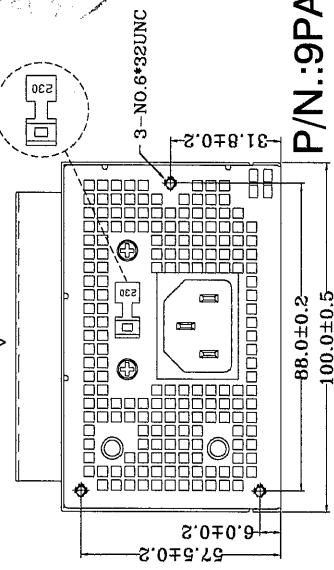


REF. D.	PIN NO.	SIGNAL	WIRE COLOR	GAUGE	CONNECTOR TYPE	LENGTH
P1	1	+3.3V	ORANGE	18	MOLEX 39-01-2200 or EQUIV.	300+20 -10 mm
	2	+3.3V	ORANGE	18		
	3	COM	BLACK	18		
	4	+5V	RED	18		
	5	COM	BLACK	18		
	6	+5V	RED	18		
	7	COM	BLACK	18		
	8	PW-OK	GRAY	24		
	9	+5Vsb	PURPLE	24		
	10	+12V	YELLOW	18		
	11	+3.3V	ORANGE	20		
PA	1	+12V	YELLOW	18	AMP 17182P-4 or EQUIV.	150±15 -0 mm
	2	COM	BLACK	18		
	3	COM	BLACK	18		
	4	+5V	RED	18		
PB	1	+12V	YELLOW	22	AMP 17182P-4 or EQUIV.	150±10 mm
	2	COM	BLACK	22		
	3	COM	BLACK	22		
	4	+5V	RED	22		
P6	1	+12V	YELLOW	18	AMP 170±15 -48042A-0 or EQUIV.	170±15 mm
	2	COM	BLACK	18		
	3	COM	BLACK	18		
	4	+5V	RED	18		
PC	1	COM	BLACK	20	MOLEX 39-01-2040 or EQUIV.	300-10 mm
	2	COM	BLACK	20		
	3	+12V	YELLOW	20		
	4	+12V	YELLOW	20		



AIR FLOW

AIR FLOW



P/N: 9PA1801201

MODEL NO.: FSP180-51NI(V)(F061)	TITLE: ASSY	SHEET: 1 OF 1	REV: 02
R&D	PE	DRAWN	DATE
陳炳旭	黃銀彪 1/4/2003	[Signature]	JAN.03.2003
INTERIOR COUNTERSIGN:	[Signature]		

NOTE:

- ALL THE LENGTH OF OUTPUT WIRES EXCLUDE HOUSING.
- 產地標籤依業務指示加貼。

UNIT:mm

2 增加S/N, BAR CODE 及刪除S/N & DATE CODE LABEL