

## Basic Telephone and Video Unit

### APPLICATION

Leviton's Basic Telephone and Video Unit combines a 1x9 Bridged Telephone Module and a 6-way Video Splitter in a dedicated bracket for essential telephone and video distribution. It handles up to four telephone lines through to nine telephone locations, suitable for phone, fax or modem. The BTV features video output for up to six video locations.

### STANDARDS COMPLIANCE

Meets all applicable standards: cULus Listed; TIA/EIA-568A and FCC Part 68 compliant.

### PHYSICAL SPECIFICATIONS

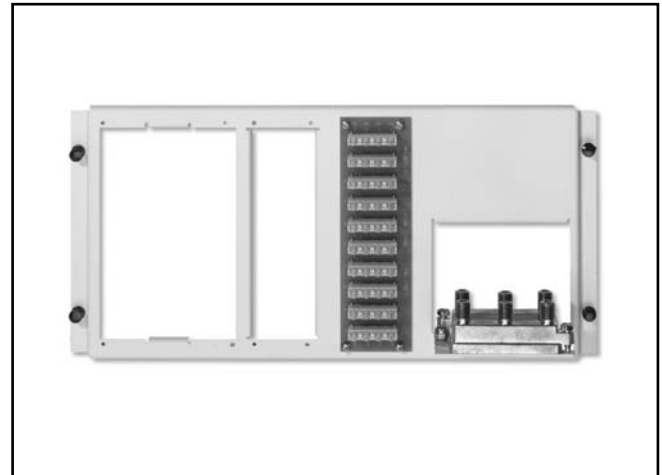
Materials: **Bracket:**  
18-gauge steel with white, powder-coat finish.  
**1x9 Bridged Telephone Module:**  
Printed circuit board.  
**6-way Video Splitter:**  
Die-cast housing and printed circuit board construction.

Dimensions: **Bracket:**  
6.25"H x 13.06"W x 2.50"D  
**1x9 Bridged Telephone Module:**  
2.24"H x 6.57"W x 1.82"D  
**6-way Video Splitter:**  
3.0"H x 6.58"W x 1.4"D  
Insertion Loss: 10.0dB-12.1dB  
Return Loss: 6.5dB-23.5dB  
Isolation: 28.9dB-37.5dB

### DESIGN CONSIDERATIONS

- Fits easily into Leviton's Structured Media™ Centers.
- Available as a stand-alone unit, or as part of a kit for SMC-100 or SMC-140.
- Determine outlet locations and carefully plan cable routing to ensure the selected unit satisfies requirements. Expansion modules available separately.
- Install 75 Ohm termination caps on unused outputs of 6-way Video Splitter to reduce likelihood of signal distortion or "ghosting".
- Use Video Amplifier (PN# 48210-VA) for increased signal strength.

See ELECTRONIC FILES for CAD files (.DXF, .DWG, MS-DOS.EPS) on disk



### WARRANTY INFORMATION

- One-year limited product warranty.
- For ELECTRONIC Typical Specs see (.TXT) file on disk.

### TYPICAL SPECIFICATION

The Basic Telephone and Video Unit shall meet all applicable standards: cULus Listed; TIA/EIA-568-A and FCC Part 68 compliant. The unit shall handle up to four telephone lines through to nine telephone locations, making it suitable for phone, fax or modem. The unit also features video output for up to six video locations. The unit shall include a mounting bracket, 1x9 Bridged Telephone Module, and 6-way Video Splitter. It shall fit into Leviton's Structured Media Centers. Available as a stand-alone unit, or part of a kit for SMC-100 or SMC-140. A one-year limited product warranty shall be provided by the manufacturer.



For Applications Engineering Support – Call 1-425-485-4288; in USA call 1-800-722-2082  
Spec sheets and updates are also available at [www.levitonvoicedata.com](http://www.levitonvoicedata.com).

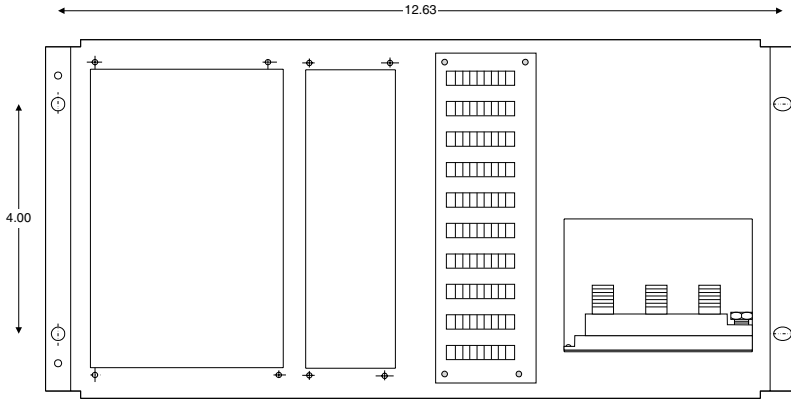


# Basic Telephone and Video Unit

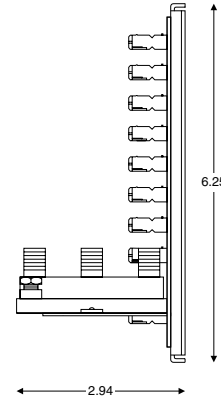
**Part Numbers**  
**47603-BTV**  
**47604-BTV**      **47605-BTV**  
 .....  
 .....

## DIMENSIONAL LINE ART

See ELECTRONIC FILES for CAD images  
 (.DXF, .DWG, MS-DOS.EPS)



Front View



Side View

## PART NUMBER

<b>Description</b>	<b>Part No.</b>
Basic Telephone and Video Unit	47603-BTV
In kit with SMC-100 insert and cover	47604-BTV
In kit with SMC-140 and cover	47605-BTV



**For Applications Engineering Support – Call 1-425-485-4288; in USA call 1-800-722-2082.**  
**Spec sheets and updates are also available at [www.levitonvoicedata.com](http://www.levitonvoicedata.com).**



2222 – 222nd St. SE • Bothell, WA 98021 USA • Tel: 1-800-722-2082 / 1-425-485-4288 • Fax: 1-425-483-5270 • Int'l Fax: 1-425-485-9170 • GSA# GS-35F-4785G

