

24-Port Structured Media™ Panel

24-Port Structured Media™ Panel

APPLICATION

Leviton's 24-Port Structured Media™ Panel combines a Telephone Line Distribution Module and four Category 5e Voice and Data Boards in a dedicated bracket for multi-line systems and expanded home networking. Provides two to four lines of service to up to 19 connections. Distribute "Line 1" service to up to 12 different connections; distribute four-line service to up to eight different connections. Route voice and data services to up to 24 remote locations via Category 5e Voice & Data modules. Link with other distribution panels or boards to expand the system.

STANDARDS COMPLIANCE

Meets all applicable standards: cULus Listed; TIA/EIA-568A and FCC Part 68 compliant.

PHYSICAL SPECIFICATIONS

Materials: Bracket:
ABS plastic, white.
Telephone Line Distribution Module:
Printed circuit board with 19 8P8C jacks for 2- or 4-line distribution, one test port, one auxiliary disconnect port, one 110-IDC, and an optional security system punchdown.
Category 5e Voice and Data Boards (4):
Printed circuit boards with six Category 5e ports and six 110-IDCs.


Dimensions: Bracket:
6.13"H x .13.30"W x 2.01"D
Telephone Line Distribution Module:
5.8"H x 3.5"W x .063"D
Category 5e Voice and Data Board:
2.24"H x 6.57"W x 1.96"D

WARRANTY INFORMATION

- Two-year limited product warranty.

For ELECTRONIC Typical Specs see (.TXT) file on disk.

See ELECTRONIC FILES for CAD files (.DXF, .DWG, MS-DOS.EPS) on disk



DESIGN CONSIDERATIONS

- Fits easily into any Leviton Structured Media enclosure, or used as a stand-alone unit.
- Determine outlet locations and carefully plan cable routing to ensure the selected panel satisfies requirements. Additional Category 5e Voice and Data Boards available separately.
- Isolated RJ-45 jack and punchdown security interface.
- Modular RJ-45 jacks and 4-pair 110-type IDC punchdowns.
- Use provided 8P8C patch cord to link the Telephone Line Distribution Module to media distribution boards. Use high-speed UTP cable to route data, phone, fax or modem signals.

TYPICAL SPECIFICATION

The 24-Port Structured Media Panel shall meet all applicable standards: cULus Listed; TIA/EIA-568A and FCC Part 68 compliant. The panel shall include a plastic mounting bracket, Telephone Line Distribution Module, and four Category 5e Voice and Data Boards. It shall fit into any Leviton Structured Media enclosure, or be used as a stand-alone unit. The panel shall feature an RJ-45 port on the Telephone Line Distribution Module providing isolated circuitry for a security system. A two-year limited warranty shall be provided by the manufacturer.



For Applications Engineering Support – Call 1-425-485-4288; in USA call 1-800-824-3005
Spec sheets and updates are also available at www.levitonvoicedata.com.



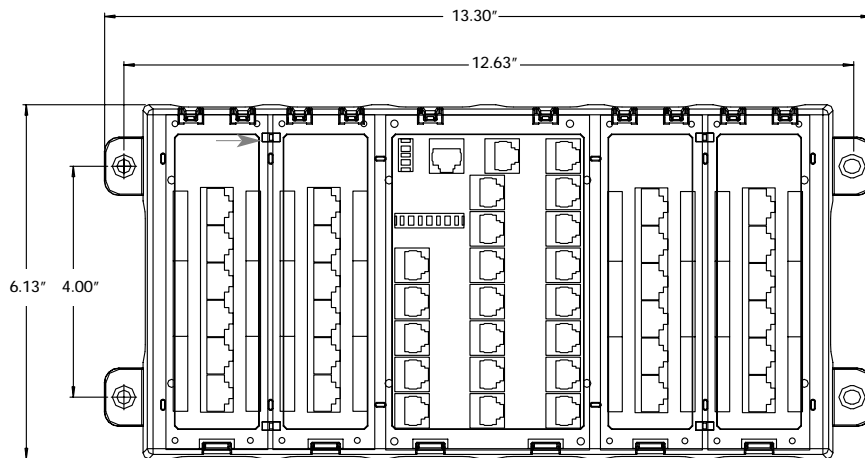
24-Port Structured Media™ Panel

Part Number
47603-24P

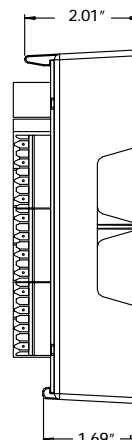
.....

DIMENSIONAL LINE ART

See ELECTRONIC FILES for CAD images
(.DXF, .DWG, MS-DOS.EPS)



Front View



Side View

PART NUMBERS

| Description | Part No. |
|--------------------------------|-----------|
| 24-Port Structured Media Panel | 47603-24P |



For Applications Engineering Support – Call 1-425-485-4288; in USA call 1-800-824-3005.
Spec sheets and updates are also available at www.levitonvoicedata.com.



2222 – 222nd St. SE • Bothell, WA 98021 USA • Tel: 1-800-722-2082 / 1-425-485-4288 • Fax: 1-425-483-5270 • Int'l Fax: 1-425-485-9170 • GSA# GS-35F-4785G